



MINIFIX



Symbolic image

- Template for precise positioning of cabinet profile fixing screws
- Assembly on a marking line
- Material: nylon

Assembly possibilities

**METABOX
STANDARD**


Page instructions

Overview – templates	734
Overview – assembly possibilities	736




Application video

Order information

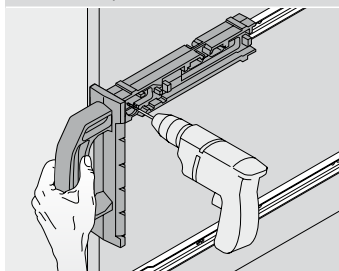
	Description	Part no.
	MINIFIX	65.3300
Composed of:		
-	1 x MINIFIX	

a Accessories

Description	Part no.
 Centre bit	M01.ZZ03

Assembly possibilities

METABOX/STANDARD



Cabinet assembly

- Mark cabinet profile height position
- Clip cabinet profile on to MINIFIX
- Position MINIFIX on marking line
- Screw on cabinet profile (pre-drilling with centre bit M01.ZZ03 recommended)