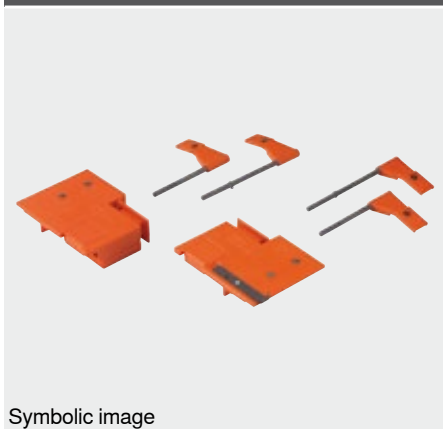




Marking template for TANDEMBOX/METABOX



Symbolic image

- Template for marking the fixing positions of front fixings
- Template for marking the drilling position for the gallery front fixing using an attached gallery marking template
- Material: nylon/steel

Assembly possibilities

- TANDEMBOX intivo
- TANDEMBOX antaro
- TANDEMBOX plus
- METABOX

Page instructions

Overview – templates	734
Overview – assembly possibilities	736



Application video

Order information

	Marking template	Part no.
	TANDEMBOX 358N	ZML.3510
	TANDEMBOX 35xL/M/K	ZML.3580.01
	METABOX 3x0N	ZML.1510
	METABOX 3x0M/K/H	ZML.1500

**Composed of:**

-	2 x	Template
-	4 x	Flag <sup>1</sup>

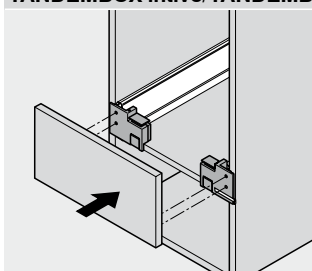
<sup>1</sup> Only for TANDEMBOX L drawer side (front fixing bracket)  
<sup>1</sup> Only for TANDEMBOX K drawer side (positioning dowel)

**a** Accessories

Description	Part no.
Gallery marking template TANDEMBOX 35xL/M/K	ZML.3600
Gallery marking template METABOX 3x0M/K/H	ZML.8000.02

Assembly possibilities

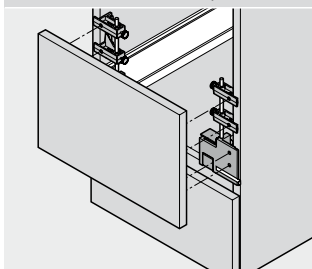
TANDEMBOX intivo/TANDEMBOX antaro/TANDEMBOX plus/METABOX



Front assembly – drawer

- Position marking template on to an assembled drawer that has already been inserted into the cabinet
- Set stop to desired front overlay
- Position front and mark front fixing positions with a light tap

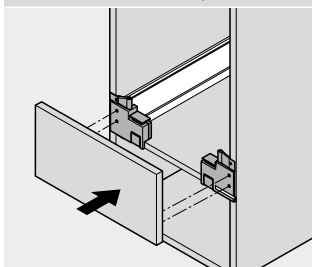
TANDEMBOX antaro/TANDEMBOX plus/METABOX



Front assembly – box system with gallery

- Position marking template on to an assembled high fronted pull-out that has already been inserted into the cabinet
- Set stop to desired front overlay
- Use gallery marking templates for a high fronted pull-out with a gallery
- Position front and mark front fixing positions with a light tap

TANDEMBOX intivo/TANDEMBOX antaro/TANDEMBOX plus



Front assembly – K/L drawer side

- Position marking template on to an assembled drawer that has already been inserted into the cabinet
- Set stop to desired front overlay
- For TANDEMBOX intivo use L drawer side flags
- For TANDEMBOX antaro/TANDEMBOX plus use K drawer side flags
- Position front and mark front fixing positions with a light tap