




Drilling template for BLUMOTION



Symbolic image

- Template for drilling the side fixing positions for BLUMOTION for doors handle side (970.1002) as well as for TIP-ON for doors (956x1004)
- Template for pre-drilling the fixing positions for adapter plates (BLUMOTION/TIP-ON for doors)
- Template for drilling mounting plates
- You can pre-set repeating drilling positions using the stop rod
- Assembly on a marking line
- Material: nylon/steel

Assembly possibilities

CLIP top BLUMOTION

CLIP top

MODUL

Page instructions

Overview – templates 734

Overview – assembly possibilities 736



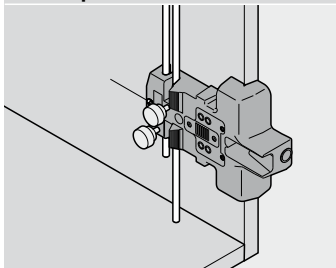
Application video

Order information

Description	Part no.
Drilling template for BLUMOTION	65.5000
Composed of:	
- 1 x Drilling template for BLUMOTION	
- 1 x Drilling depth spacer Ø 10 mm	
- 1 x Drilling depth spacer Ø 5 mm	
- 1 x Drilling depth spacer Ø 2.5 mm	

Assembly possibilities

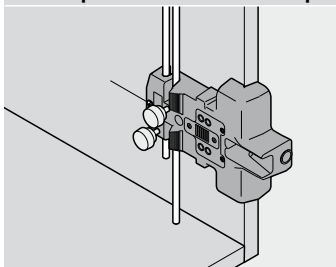
CLIP top



BLUMOTION/TIP-ON assembly

- Position template on marking line
- You can pre-set repeating drilling positions using the stop rod
- Drillings for the BLUMOTION/TIP-ON adapter plate (Ø 2.5 and/or Ø 5 mm)
- Drill holes horizontally for BLUMOTION/TIP-ON

CLIP top BLUMOTION/CLIP top/MODUL



Hinge system assembly

- Position template on marking line
- Drill holes for horizontal or cruciform mounting plate