

# DROP LID HINGE (ADJUSTABLE TYPE)



**SDH-001**

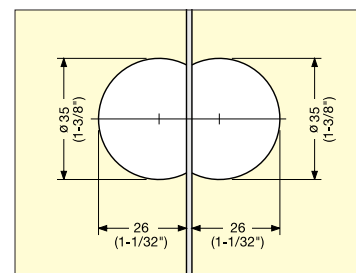
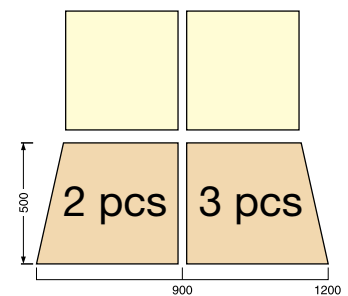
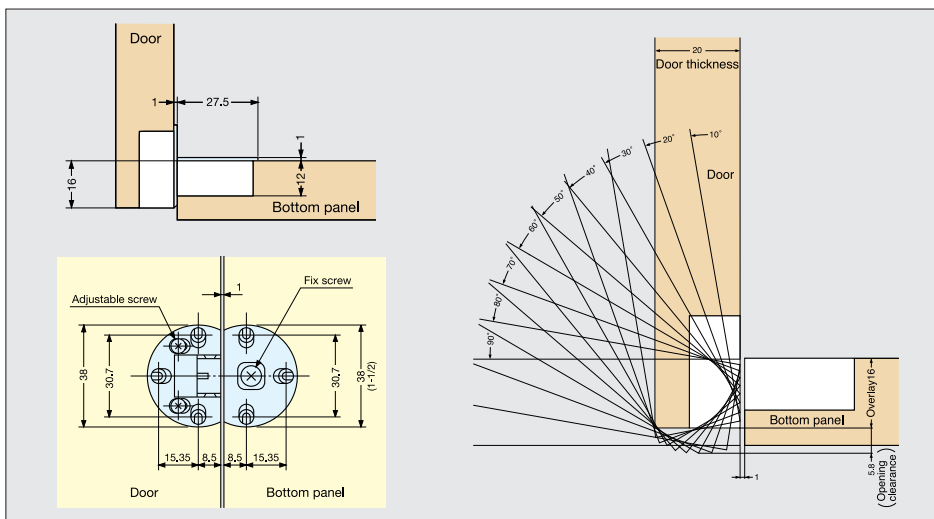
HINGES



PAT.P

- Opening angle 90°
- Two way adjustment. (Overlay and door gap)
- Flush when opened, ideal for writing desk application.
- Can be used with soft down stay SDS-100 or NSDX-10.
- Door Thickness: 16~20mm (5/8"~25/32")
- Overlay Coverage: 14~16mm (35/64"~5/8")

DROP LID HINGE / TABLETOP HINGE



Bore Dimensions

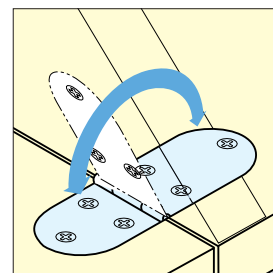
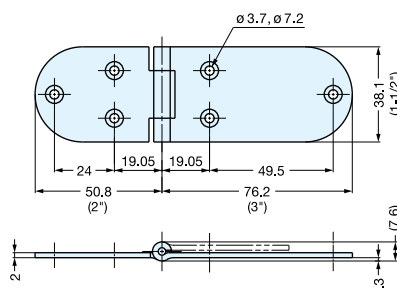
Item No.	Weight (g)	Box (pcs)	Carton (pcs)
SDH-001/NI	79	50	200
SDH-001/BL			

Material	Finish
Zinc Alloy	Nickel
	Black

# TABLETOP HINGE



**MA-5**



Item No.	Weight (g)	Box (pcs)	Carton (pcs)
MA-5	74	20	200

Material	Finish
304 stainless Steel	Mirror