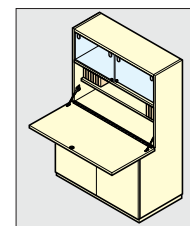
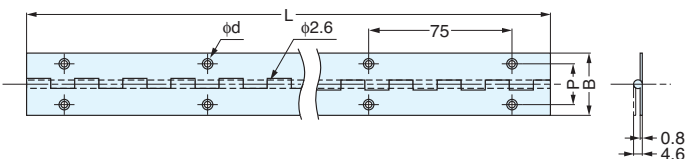


# PIANO HINGE

STAINLESS  
304  
STEEL

LHN



Item No.	L	B	P	d	Weight (g)	Carton (pcs)
LHN-32-1200	1200	32	20	4	340	30
LHN-32-1500	1500	32	20	4	425	
LHN-32-1872	1872	32	20	4	530	
LHN-32-2100	2100	32	20	4	595	
LHN-38-1200	1200	38	22.5	4.6	384	
LHN-38-1500	1500	38	22.5	4.6	480	
LHN-38-1872	1872	38	22.5	4.6	600	
LHN-38-2100	2100	38	22.5	4.6	670	

Material	Finish
304 Stainless Steel	Mirror

HINGES

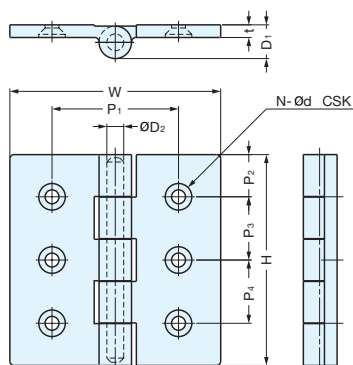
PIANO HINGES / BUTT HINGES

# BUTT HINGE

NO SCREW

STAINLESS  
316  
STEEL

LSF



• 316 Stainless Steel construction ideal for exposed application.

LSF-100 shown

Material	Finish
316 Stainless Steel	Mirror

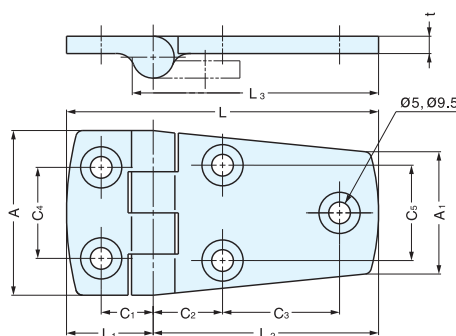

Item No.	H	W	P <sub>1</sub>	P <sub>2</sub>	P <sub>3</sub>	P <sub>4</sub>	t	D <sub>1</sub>	D <sub>2</sub>	Knuckles	N	d	Door Weight (per 2pcs)	Weight (g)	Box (pcs)	Carton (pcs)
LSF- 50	50 (1-31/32")	50	35	15	20	-	5	14	6	3	4	ø4.4, ø8.6	Max.35kg	110	20	100
LSF- 65	65 (2-9/16")	65	40	35	-	-	5	14	6	3	4	ø5.6, ø10.6	Max.45kg	190		80
LSF- 75	75 (2-61/64")	75	50	17.5	40	-	6	16	8	5	6	ø6.6, ø12.6	Max.65kg	305	10	50
LSF-100	100 (3-15/16")	100	60	20	30	30	6	16	8	5	6	ø6.6, ø12.6	Max.85kg	500		30

# BUTT HINGE

NO SCREW

STAINLESS  
316  
STEEL

27800, 27900



• 316 Stainless Steel construction ideal for exposed application.

• Door weight: Max. 4kg/pair (8.8lbs/pair)

Material	Finish
316 Stainless Steel	Mirror

Item No.	L	L <sub>1</sub>	L <sub>2</sub>	L <sub>3</sub>	C <sub>1</sub>	C <sub>2</sub>	C <sub>3</sub>	C <sub>4</sub>	C <sub>5</sub>	A	A <sub>1</sub>	t	Weight (g)	Box (pcs)	Carton (pcs)
27900	58 (2-9/32")	20	38	42	12	13.5	16.5	21	20	38 (1-1/2")	28	4	70	20	100
27800	72 (2-53/64")		52	57		16	27	22	21				85		