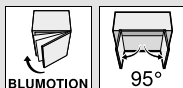


Hinge systems



- ▶ CLIP top BLUMOTION / CLIP top – hinges
- ▶▶ Blind corner application



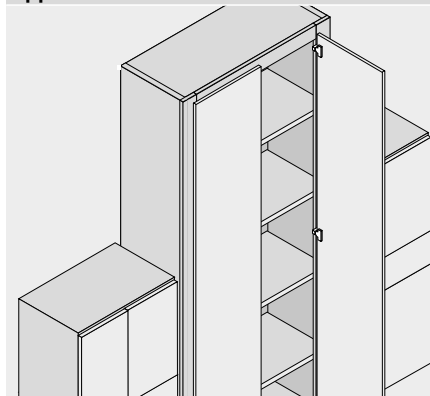
Blind corner hinge overlay application

Webcode
DQDKXA



- Hinge for blind corner overlay applications
- CLIP top BLUMOTION with integrated BLUMOTION (with deactivation option)
- All metal hinge, nickel plated
- 95° opening angle
- 3-dimensional front adjustment
- Convenient spiral-tech depth adjustment
- Tool-free door to cabinet assembly and removal
- With INSERTA tool-free hinge to door assembly



Application






Order information

Overlay application




 Boss	<input checked="" type="checkbox"/> INSERTA		
Hinge	Spring	Part no.	
CLIP top BLUMOTION	<input checked="" type="checkbox"/>		79B9990
<input checked="" type="checkbox"/> With spring	<input type="checkbox"/> Unsprung		


 Boss	<input type="checkbox"/> Screw-on		
Hinge	Spring	Part no.	
CLIP top BLUMOTION	<input checked="" type="checkbox"/>	79B9950	


 Boss	<input type="checkbox"/> Knock-in		
Hinge	Spring	Part no.	
CLIP top BLUMOTION	<input checked="" type="checkbox"/>		79B9980


a Accessories

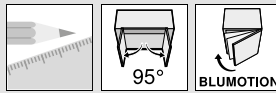
	<input checked="" type="checkbox"/> Hinge arm cover cap		
Print/Stamp	Logo	Part no.	
Plain	–	70.1503	
Stamped	Blum	70.1503.BP	

a Accessories – general

	<input type="checkbox"/> Hinge boss cover cap		
Hinge	Part no.		
CLIP top BLUMOTION	70T3504		

	<input type="checkbox"/> Insertion ram		
Material	Colour	Part no.	
Nylon	Orange	MZM.0040	

	<input type="checkbox"/> Chipboard screws		
Ø (mm)	Length (mm)	Part no.	
3.5	15	609.1500	
3.5	17	609.1700	



Blind corner hinge overlay application

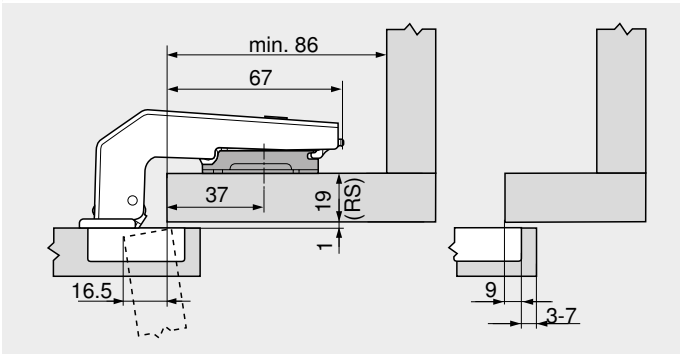
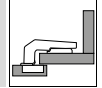
Webcode
DQDKXA

Planning

Hinge dimensions and gap calculation based on factory setting (mounting plate spacing = 3 mm)

Hinge and front protrusion at full opening angle

Overlay application



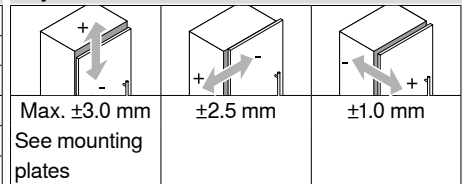
Frame thickness RS (mm)	Mounting plate spacing (mm)
16	6
19	3
22	0

Minimum gap (F) for fronts with a front radius (R = 1 mm) based on the factory setting

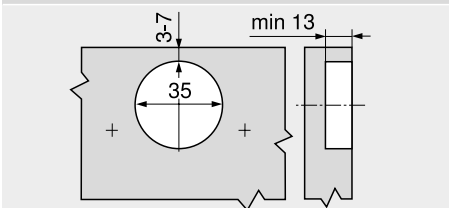
Drilling distance TB (mm)	Front thickness FD (mm)											
	16	18	19	20	22	24	26	28	29	30	31	32
3	0.2	0.3	0.4	0.5	0.8	1.0	1.5	1.9	Δ	Δ	Δ	Δ
4	0.2	0.3	0.4	0.5	0.7	1.0	1.4	1.8	Δ	Δ	Δ	Δ
5	0.2	0.3	0.4	0.5	0.7	1.0	1.4	1.8	Δ	Δ	Δ	Δ
6	0.2	0.3	0.4	0.5	0.7	1.0	1.4	1.8	Δ	Δ	Δ	Δ
7	0.2	0.3	0.4	0.5	0.7	0.9	1.4	1.7	Δ	Δ	Δ	Δ

Δ In these cases a trial is recommended

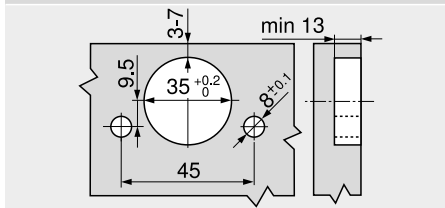
Adjustment



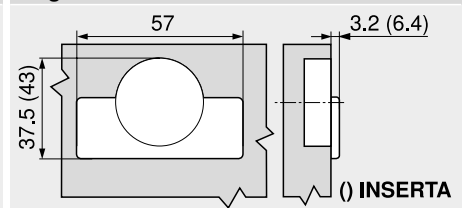
Screw-on



INSERTA/knock-in



Hinge boss dimensions



Page instructions

Overview – CLIP top BLUMOTION / CLIP top – hinges	107	Assembly, removal and adjustment	196
Mounting plates	186	Overview – assembly devices	683
Accessories – hinge arm cover cap	193	More technical details	774
Accessories – general	194		
Overview – BLUMOTION for doors	539		