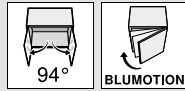


# Hinge systems



- ▶ CLIP top BLUMOTION / CLIP top – hinges
- ▶▶ Glass door application



Hinge systems

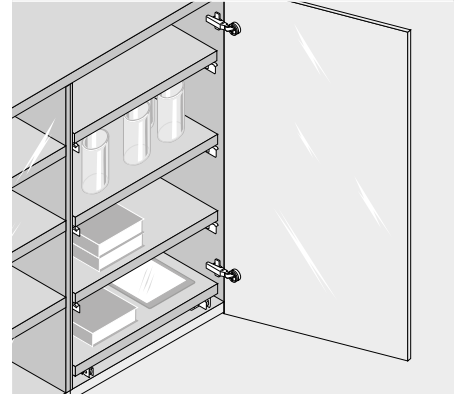
## Glass door hinge

Webcode  
DQDP5A



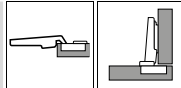
- Glass door hinge
- For glass thickness 4.5–7 mm
- CLIP top with closing mechanism (spring)
- 94° opening angle
- 3-dimensional front adjustment
- Convenient spiral-tech depth adjustment
- Tool-free door to cabinet assembly and removal
- Boss fixing screws are included

### Application



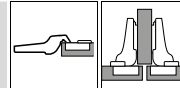
### Order information

#### Overlay application



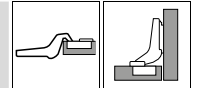
Boss		Screw-on	
Hinge	Spring	Part no.	
CLIP top	●	75T4100	
● With spring	○ Unsprung		

#### Dual application



Boss		Screw-on	
Hinge	Spring	Part no.	
CLIP top	●	75T4200	
● With spring	○ Unsprung		

#### Inset application



Boss		Screw-on	
Hinge	Spring	Part no.	
CLIP top	●	75T4300	
● With spring	○ Unsprung		

#### a Accessories

BLUMOTION 971A	
Version	Part no.
In adapter plate for overlay application	971Axxxx

#### a Accessories

BLUMOTION 970A	
Version	Part no.
For drilling	970A1002

#### a Accessories

BLUMOTION 970A	
Version	Part no.
For drilling	970A1002

Hinge arm cover cap		
Print/Stamp	Logo	Part no.
Plain	–	70.1553
Screen print	Blum	70.1553.BL

Hinge arm cover cap		
Print/Stamp	Logo	Part no.
Plain	–	70.1553
Screen print	Blum	70.1553.BL

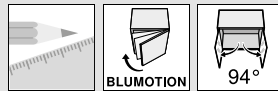
Hinge arm cover cap		
Print/Stamp	Logo	Part no.
Plain	–	70.1553
Screen print	Blum	70.1553.BL

#### a Accessories – general

TIP-ON for doors		
Version	Spring	Part no.
Extended version	●	956A1006
● With spring	○ Unsprung	

Hinge boss cover cap	
Colour	Part no.
S   G   CR   NI-M	84.4140

Hinge boss cover cap			
Colour		Part no.	
S   G   CR   NI-M		84.4120	
S	Black	G	Gold plated
CR	Chrome plated	NI-M	Matt nickel

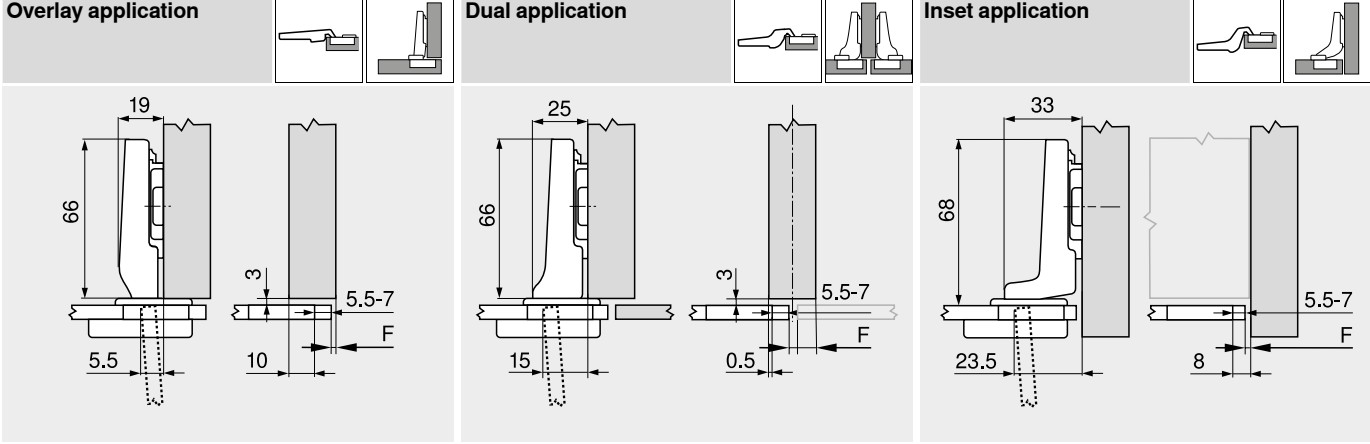


Glass door hinge Webcode  
DQDP5A

Planning

Hinge dimensions and gap calculation based on factory setting (mounting plate spacing = 0 mm)

Hinge and front protrusion at full opening angle



F Gap

Set mounting plate back by glass thickness and height of cover cap +3 mm

Drilling distance TB

MD	Front overlay FA (mm)																	
	7	8	9	10	11	12	13	14	15	16	17	18						
0																	6	7
3								6	7									
6				6	7													
9	6	7																
MD	Mounting plate spacing (mm)																	

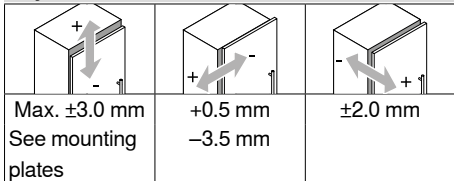
MD	Front overlay FA (mm)													
	-2.5	-1.5	-0.5	0.5	1.5	2.5	3.5	4.5	5.5	6.5	7.5	8.5		
0														
3								6	7					
6				6	7									
9	6	7												
MD	Mounting plate spacing (mm)													

MD	Front overlay FA (mm)					
	-2.5	-2	-1.5	-1	-0.5	
0						
3						
6						
9						
MD	Mounting plate spacing (mm)					

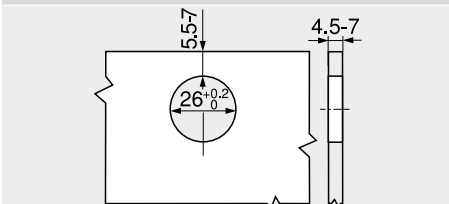
Minimum gap (F) for fronts with a front radius (R = 1 mm) based on the factory setting

For glass thicknesses from 4.5 to 7 mm no gap is required

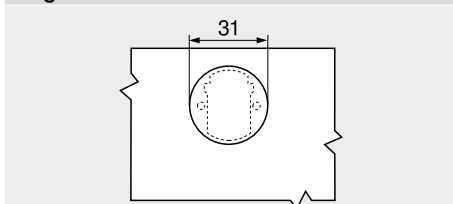
Adjustment



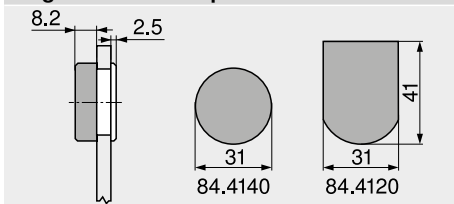
Screw-on



Hinge boss dimensions



Hinge boss cover cap



Page instructions

Overview – CLIP top BLUMOTION / CLIP top – hinges	107	Assembly, removal and adjustment	196
Mounting plates	186	Overview – assembly devices	683
Accessories – hinge arm cover cap	193	More technical details	774
Accessories – general	194		
Overview – BLUMOTION for doors	539		