











Hinge systems

- ▶ CLIP top BLUMOTION | CLIP top – hinges
- ▶▶ Accessories



Hinge boss cover cap

Hinge applications		CLIP top BLUMOTION – hinges	CLIP top – hinges
110° hinge 110° special hinge			
	Material	Steel	Steel
	Colour	NI ONS	NI ONS
	Part no.	70T3504	70T3504
107° hinge Profile/thick door hinge Blind corner hinge inset application Bathroom mirror cabinets with fronts that protrude all the way around Angled applications			
	Material	Steel	Steel
	Colour	NI ONS	NI ONS
	Part no.	70T3504	70T1504
155° hinge			
	Material	Steel	Steel
	Colour	NI ONS	NI ONS
	Part no.	70T7504	70T7504
125° hinge			
	Material	Steel	
	Colour	NI ONS	
	Part no.	70T7504	
Blind corner hinge overlay application			
	Material	Steel	
	Colour	NI ONS	
	Part no.	70T3504	
Hinge for thin doors Hinge for thin doors – angled application			
	Material	Steel	Steel
	Colour	NI ONS	NI ONS
	Part no.	70T4504	70T4504

NI Nickel plated
ONS Onyx black