

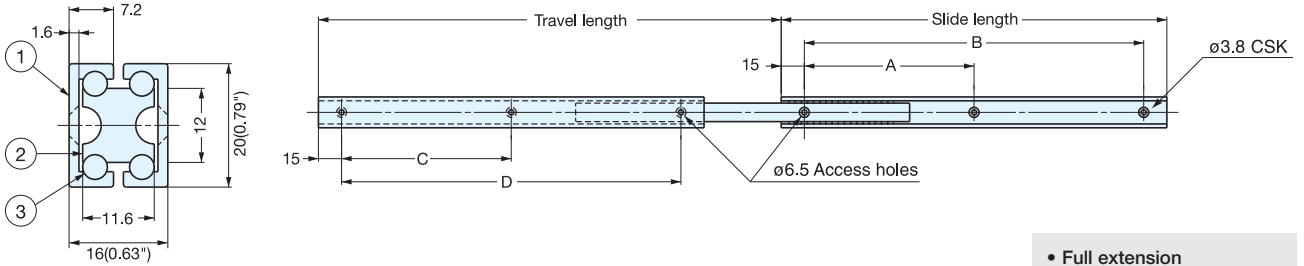
FULL EXTENSION SLIDE

LOAD CAPACITY
12-14.5 kg
27-32 lbs

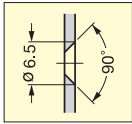
NO SCREW

ALUMINIUM

AR3



- Full extension
- Positive stop
- Non-handed



Hole Dimension (Outer Rail)

25.4mm=1"

No.	Part	Material	Finish
①	Outer Rail	Aluminum	White Anodized
②	Inner Rail		
③	Balls	Steel	-

Item No.	Slide Length	Travel Length	A	B	C	D	Load Capacity (kg/pair)	Weight (g)	Box (pcs)
AR3-100	100 (3-15/16")	100 (3-15/16")	-	70	-	70	11.2	63	30
AR3-200	200 (7-7/8")	223 (8-25/32")	85	170	85	170	9.2	128	
AR3-300	300 (11-13/16")	345 (13-19/32")	135	270	135	270	7.1	194	
AR3-400	400 (15-3/4")	460 (18-7/64")	185	370	135	370	5.1	260	20
AR3-500	500 (19-11/16")	576 (22-43/64")	235	470	235	470	3.1	325	

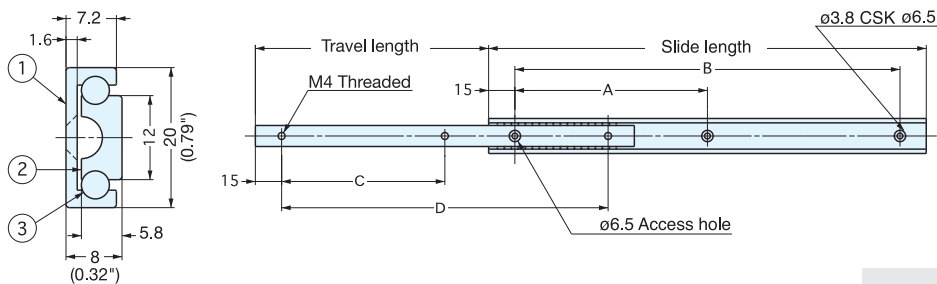
3/4 EXTENSION SLIDE

LOAD CAPACITY
13-18 kg
30-40 lbs

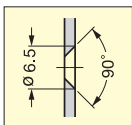
NO SCREW

ALUMINIUM

AR2



- 3/4 extension
- Positive stop
- Non-handed



Hole Dimension (Outer Rail)

25.4mm=1"

No.	Part	Material	Finish
①	Outer Rail	Aluminum	White Anodized
②	Inner Rail		
③	Balls	Steel	-

Item No.	Slide Length	Travel Length	A	B	C	D	Load Capacity (kg/pair)	Weight (g)	Box (pcs)
AR2-100	100 (3-15/16")	60 (2-23/64")	-	70	-	70	15.3	31	50
AR2-200	200 (7-7/8")	120 (4-23/32")	85	170	85	170	12.2	63	
AR2-300	300 (11-13/16")	180 (7-5/64")	135	270	135	270	10.2	76	
AR2-400	400 (15-3/4")	240 (9-29/64")	185	370	135	370	9.2	129	
AR2-500	500 (19-11/16")	300 (11-13/16")	235	470	235	470	8.2	161	