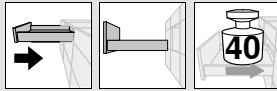


## Runner systems

**blum**

- ▶ **MOVENTO**
- ▶▶ **Locking device feature – full extension**



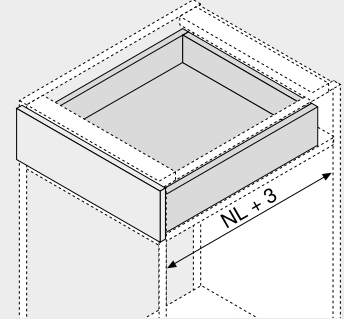
### MOVENTO with BLUMOTION – 760H – cabinet underside fixing – drawer

Webcode  
DQGWJY





- Concealed full extension
- Includes integrated, switchable **BLUMOTION S** for silent and effort-less closing, and can be combined with **SERVO-DRIVE**
- Synchronised feather-light glide
- BLUMATIC self closing feature
- Tool-free side, height, and tilt adjustment
- Optional tool-free depth adjustment
- Built-in width and depth tolerance compensation
- For assembly to cabinet base panel | shelf

#### Space requirement

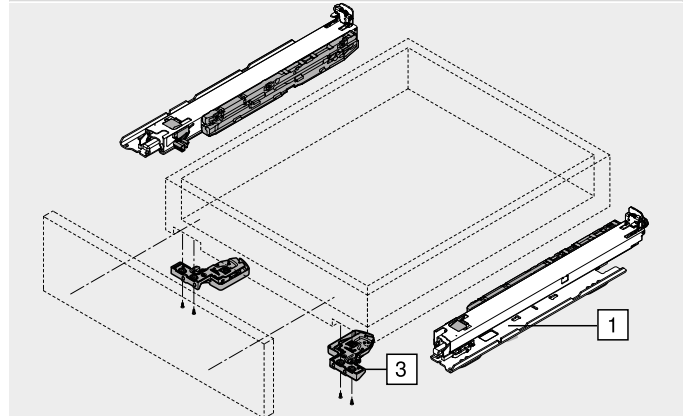


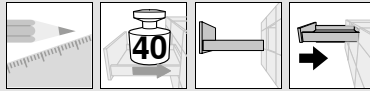
NL Nominal length

#### Order information

<b>1</b>	Runners for base fixing left/right		
			
<b>Nominal length</b>	<b>Dynamic carrying capacity (kg)</b>		
NL (mm)	40		
350	760H3500SU		
400	760H4000SU		
450	760H4500SU		
500	760H5000SU		
<b>3</b>	Locking device left/right		
	<b>Material</b>	<b>Colour</b>	<b>Part no.</b>
	Nylon/steel	Orange	T51.7601
Order left/right			

#### Base fixing



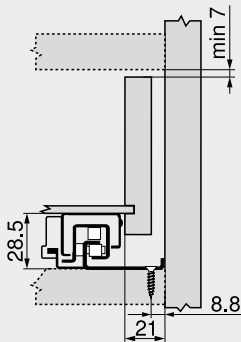


MOVENTO with BLUMOTION – 760H – cabinet underside fixing – drawer

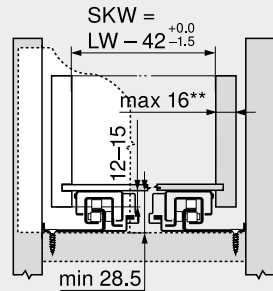
Webcode  
 DQGJY

Planning

Space requirement in cabinet

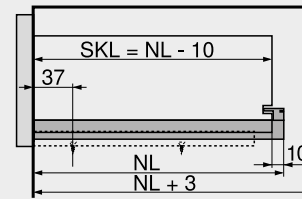


Drawer | inner drawer



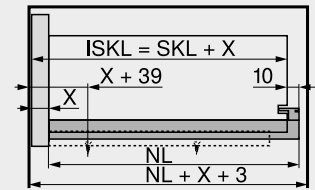
SKW Internal drawer width  
 LW Internal cabinet width  
 \*\* Limited side adjustment for a drawer side panel thickness of 16 mm, but with full tolerance utilisation of the internal width of the drawer SKW

Drawer



SKL Drawer length  
 NL Nominal length

Inner drawer



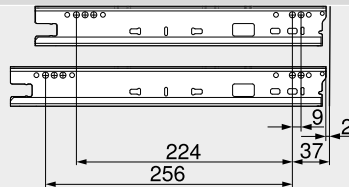
ISKL Inner drawer length  
 SKL Drawer length  
 NL Nominal length  
 X Front thickness

Screw position – cabinet profiles

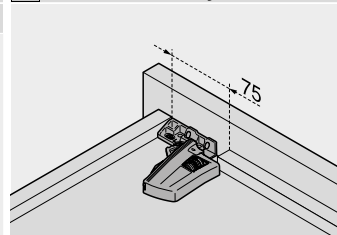
Nominal length NL (mm)

350–450

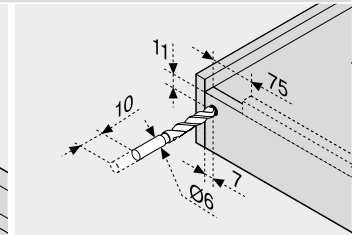
500



Drawer assembly



Use drilling template T65.1000.02



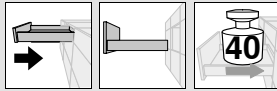
Page instructions

Overview – MOVENTO	437	Assembly, removal and adjustment	
Accessories	444		
Cabinet profile fixing positions	449		
Overview – assembly devices	595	Short-URL	
More technical details	686	<a href="http://www.blum.com/a410">www.blum.com/a410</a>	

## Runner systems



- ▶ **MOVENTO**
- ▶▶ **Locking device feature – full extension**



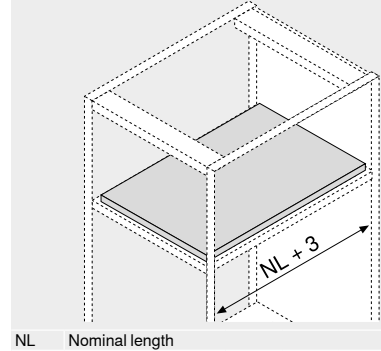
### MOVENTO with BLUMOTION – 760H – cabinet underside fixing – Pull-out surround

Webcode  
DQGX9A




- Concealed full extension
- Includes integrated, switchable **BLUMOTION S** for silent and effortless closing, and can be combined with **SERVO-DRIVE**
- Synchronised feather-light glide
- BLUMATIC self closing feature
- Tool-free side, height, and tilt adjustment
- Optional tool-free depth adjustment
- Built-in width and depth tolerance compensation
- For assembly to cabinet base panel | shelf

#### Space requirement




#### Order information

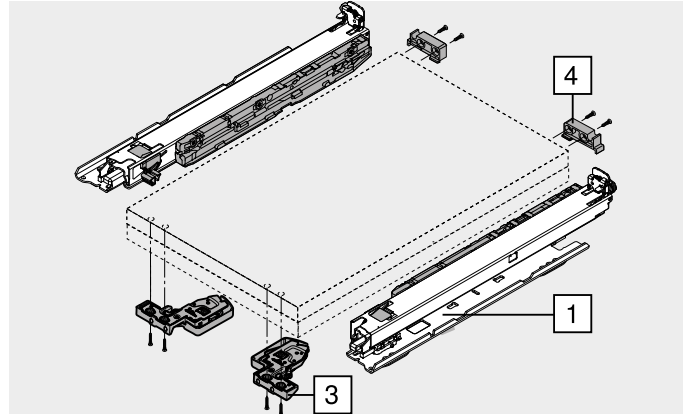
<b>1</b>	Runners for base fixing left/right		
			
<b>Nominal length</b>	<b>Dynamic carrying capacity (kg)</b>		
<b>NL (mm)</b>	<b>40</b>		
350	760H3500SU		
400	760H4000SU		
450	760H4500SU		
500	760H5000SU		

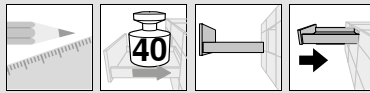
<b>3</b>	Locking device left/right		
	<b>Material</b>	<b>Colour</b>	<b>Part no.</b>
	Nylon/steel	Orange	T51.7601
Order left/right			

#### a Accessories

<b>4</b>	Back fixing bracket for pull-out surround		
	<b>Material</b>	<b>Colour</b>	<b>Part no.</b>
	Nylon	Natural	T51.7000.01

#### Base fixing



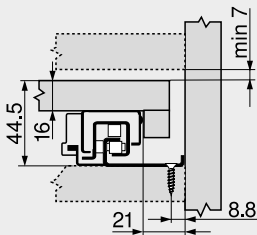


MOVENTO with BLUMOTION – 760H – cabinet underside fixing – Pull-out surround

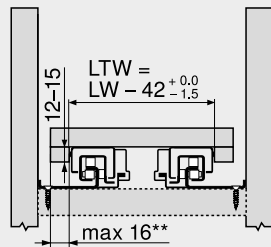
Webcode  
 DQGX9A

Planning

Space requirement in cabinet

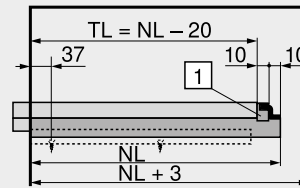


Pull-out surround



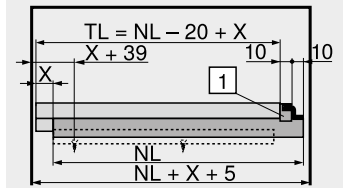
LTW Underside width  
 LW Internal cabinet width  
 \*\* Limited side adjustment for a POS side panel thickness of 16 mm, but with full tolerance utilisation of the underside width LTW

Pull-out surround



TL Shelf length  
 NL Nominal length  
 1 Rear fixing bracket

POS inset application



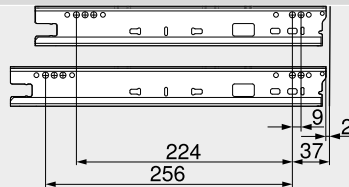
TL Shelf length  
 NL Nominal length  
 1 Rear fixing bracket

Screw position – cabinet profiles

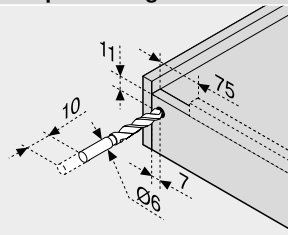
Nominal length NL (mm)

350–450

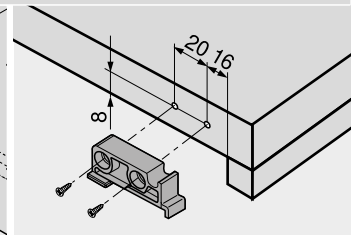
500



POS processing



Use drilling template T65.1000.02



Rear fixing bracket

Page instructions

Overview – MOVENTO	437	Assembly, removal and adjustment	
Accessories	444		
Cabinet profile fixing positions	449		
Overview – assembly devices	595	Short-URL	
More technical details	686	<a href="http://www.blum.com/a410">www.blum.com/a410</a>	