

DOOR CLOSER



LDC-N2

LDC - N21SSL (Flat Bracket)



Video Link




LDC - N22SUM (A Bracket)




ARCHITECTURAL DOOR HARDWARE


DOOR CLOSER



With Stopper



Without Stopper



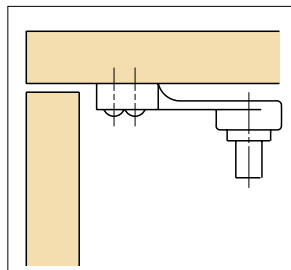
Initial setting (with stopper)

Features

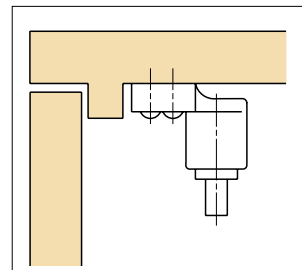
- Lapcon damper mechanism provides a smooth closing.
- Closing speed adjustable.
- Non-handed.

Parts Included

Countersunk head tapping screw 5x30



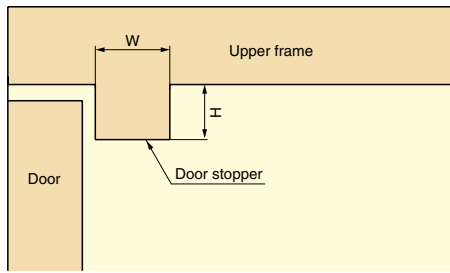
Flat Bracket



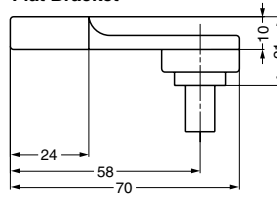
A Bracket

Item Code	Item Name	Type	Material	Finish	Door Size	Door Weight	Speed Adjustment Section	Weight	Box		
270-176-050	LDC - N21SSL	Flat Bracket	Aluminium Alloy	Silver	Max. 900x2100	Max. 15 - 45 kg	Self Closing: 0° - 150° Stoppable range: 70° - 180° Self Opening: 150° - 180°	1.55 kg	1 pc		
270-176-051	LDC - N21SYG			Gold							
270-176-052	LDC - N21SUM			Umber							
270-176-056	LDC - N22SSL			Silver							
270-176-057	LDC - N22SYG	Gold									
270-176-058	LDC - N22SUM	Umber									
270-176-053	LDC - N21SL	A Bracket	Aluminium Alloy	Silver			Max. 900x2100	Max. 15 - 45 kg	Self Closing: 0° - 170°	1.55 kg	1 pc
270-176-054	LDC - N21YG			Gold							
270-176-055	LDC - N21UM			Umber							
270-176-059	LDC - N22SL			Silver							
270-176-060	LDC - N22YG			Gold							
270-176-061	LDC - N22UM	Umber									

### How to Select Bracket

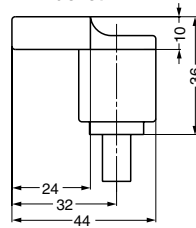


Flat Bracket



- $W \geq 30$  mm or no door stopper
- $H \geq 15$  mm (with spacer)

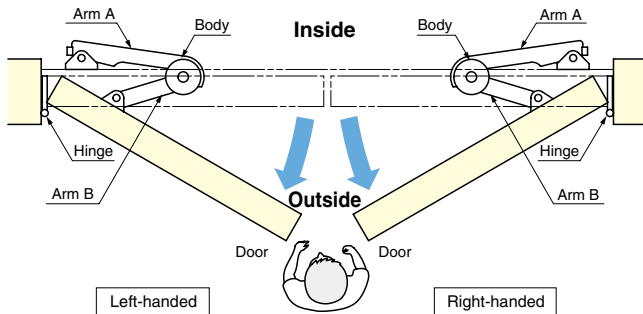
A Bracket



- $W \leq 20$  mm and  $H \leq 15$  mm

- The width of door stopper is Min. 30 mm / Door frame without door stopper: Flat Bracket
- The door stopper is Max. 30 mm wide and Max. 15 mm height: A Bracket
- When the height of door stopper is Min. 15 mm, please use Flat bracket and arrange spacer at your end.  
(Spacer not included.)

### Two-door Application

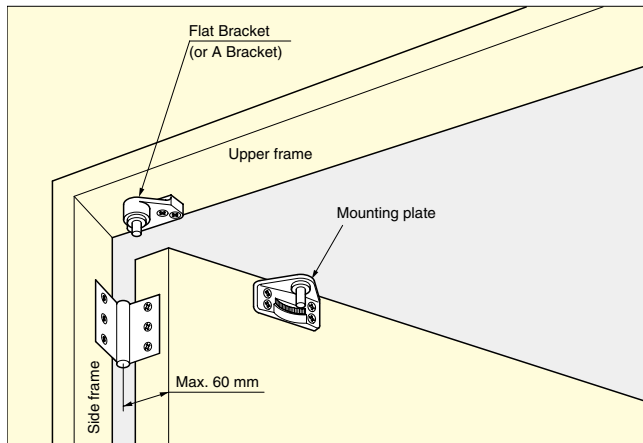


- For two-door application, please install as left.

#### Remarks

The opening angles between Arm A and Arm B are Max. 120°. If the arm is opened over 120°, it may break.

### Hinges



- The length from hinge shaft to the door surface is to be less than 60 mm.

