

SHAVER SOCKET, TRANSFORMER AND HINGED COVER



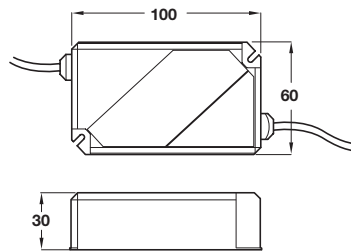
Safety and installation note:

- > Switch off the electrical supply before installation
- > Please read the instructions before starting any installation and pass them on to the user of the equipment
- > If in doubt, consult a qualified electrician
- > The shaver sockets must not be connected directly to the mains. Connect only to the output of a Häfele 20VA safety isolating transformer 821.02.501
- > 45°C maximum ambient operating temperature
- > Not to be used for charging electric toothbrushes

Isolating transformer, 20VA



- > 240V/50Hz input, 20VA output
- > 3000 mm bare ended lead
- > Plastic
- > Order qty: 1 pc



Mains plug not included with transformer, must be ordered separately and fitted by a qualified electrician. Foam pad must be attached to transformer when installing

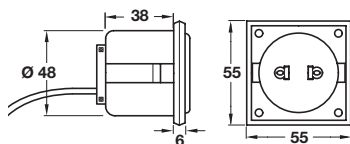


Finish	Cat. No.
White	821.02.501

Shaver socket



- > 1500 mm lead with male mini plug connector
- > For use with transformer and hinged cover
- > Plastic
- > Order qty: 1 pc

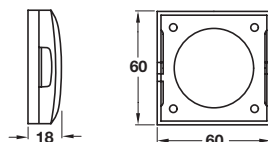


Finish	Cat. No.
Grey/white fascia	821.03.701

Hinged cover for shaver socket



- > For use with shaver socket
- > Plastic
- > Order qty: 1 pc



Finish	Cat. No.
White	821.04.701
Chrome	821.04.201