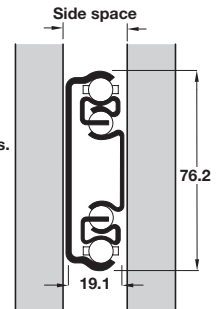


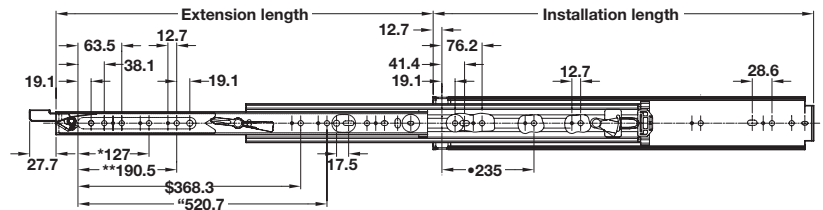
Accuride 9308 drawer runners, full extension with lock-out facility



The correct side space dimension is critical for the runner to work. You must allow between +0.2mm and +0.5mm over the runner thickness.



Front lever lock release

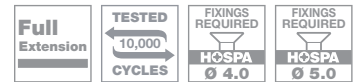


*Lengths 457.2 and above
 **Lengths 558.8 and above
 \$Lengths 914.4 and above
 "Lengths 864.6, 914, 1219.2 and 1524 only
 •Lengths 762 and above



Mounting brackets available shown on page 234

- > Can be side mounted or base and top mounted using brackets
- > Ideal for heavy duty tool boxes, battery trays and mobile applications
- > Load carrying capacity up to 272 kg (see below for individual runner capacity)
- > Not for flat mounting
- > Lock in and out facility
- > Front lever lock release
- > Bright zinc-plated steel
- > Order fixing screws separately (max. head height 4.8 mm, Ø 12.7 mm)
- > Order qty: 1 pc



Installed/Extension length	Load capacity	Left hand	Right hand
304.8 mm	272 kg	422.33.432	422.33.433
355.6 mm	272 kg	422.33.632	422.33.633
406.4 mm	272 kg	422.33.442	422.33.443
457.2 mm	272 kg	422.33.642	422.33.643
508 mm	272 kg	422.33.452	422.33.453
558.8 mm	272 kg	422.33.652	422.33.653
609.6 mm	272 kg	422.33.462	422.33.463
660.4 mm	267 kg	422.33.662	422.33.663
711.2 mm	264 kg	422.33.472	422.33.473
762 mm	258 kg	422.33.667	422.33.668
812.8 mm	256 kg	422.33.482	422.33.483
863.6 mm	253 kg	422.33.687	422.33.688
914.4 mm	248 kg	422.33.492	422.33.493
1016 mm	237 kg	422.33.512	422.33.513
1066.8 mm	228 kg	422.33.717	422.33.718
1117.6 mm	218 kg	422.33.720	422.33.721
1219.2 mm	204 kg	422.33.522	422.33.523
1371.6 mm	196 kg	422.33.730	422.33.731
1524 mm	182 kg	422.33.552	422.33.553



Load ratings vary according to runner length. Load rating shown are the maximum for a pair of 450 mm length side mounted runners installed 450 mm apart. For larger drawers a test installation is advised. Please contact us for further information if required

PAGE AMENDED
25.02.19/1