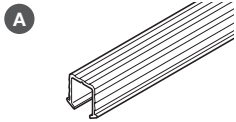


Slido Classic top tracks

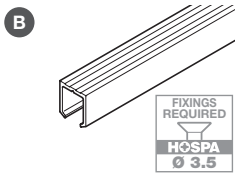


- > Order groove mounting or screw fixing track as required
- > For min 19 mm board thickness

A Single top track, for 16 mm groove, bright aluminium


B Single top track, for screw fixing, silver coloured anodised aluminium

- > Order qty: 1 pc



Length	2.5 m	3.5 m
A Single track, groove mounted	402.33.642	402.33.643
B Single top track, screw fixing	402.30.642	402.30.643

Slido Classic 20 VF C fitting set for 1 door



- > Fitting set includes:

C Mounting plate, for screw fixing, zinc plated zinc alloy

D Running gear, with friction bearing, for screw fixing, grey plastic

E Running gear, with soft and self closing mechanism and friction bearing, for screw fixing, grey plastic

F Clip-in door stopper, for top track, grey plastic

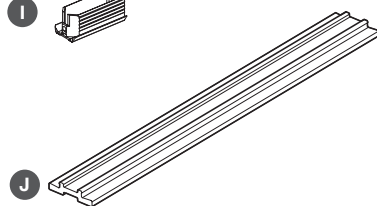
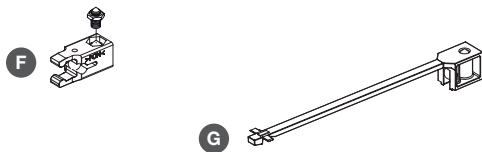
G Door stopper, for soft and self closing mechanism, for top track, grey plastic

H Bottom guide, screw fixing, grey plastic

I Inspection support, grey plastic

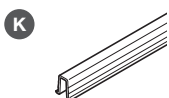
J Mounting aid, for track installation, red plastic

- > Order qty: 1 set



Fitting set for 1 door	without soft close	with soft close
C Mounting plate	2 pcs	2 pcs
D Running gear	2 pcs	1 pc
E Running gear, soft close	-	1 pc
F Clip in door stopper	2 pcs	1 pc
G Door stopper, for soft close	-	1 pc
H Bottom guide	2 pcs	2 pcs
I Inspection support	1 pc	-
J Mounting aid	1 pc	1 pc
Cat. No.	402.33.029	402.33.030
Additional items		
E Running gear, soft close	-	402.30.125
G Door stopper, for soft close	-	402.30.321

Slido Classic bottom guide track



- > For press fitting and gluing into 6 mm groove

- > Ribbed, grey plastic

- > Order qty: 1 pc



Length	2.5 m	3.5 m
K Single bottom guide track	402.30.802	402.30.803