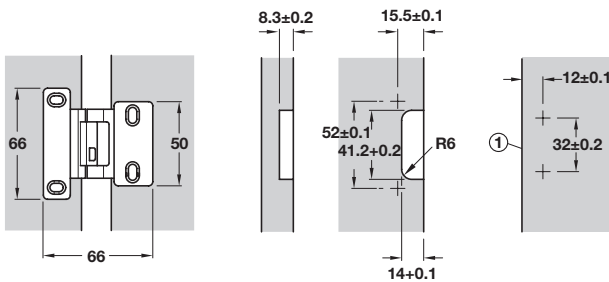


Stainless steel hinge for thin doors



- > For laminate (HPL) doors, 6 mm gap
- > 240° opening angle
- > For cabinet thickness 13 mm
- > For thin doors with thickness 10 - 13 mm
- > Door offset: 0 mm at 140° opening angle
- > Side adjustment -1 mm, height adjustment ±2 mm
- > With automatic closing spring
- > Grade 304 matt stainless steel
- > Order fixing screws separately
- > Order qty: 1 pc

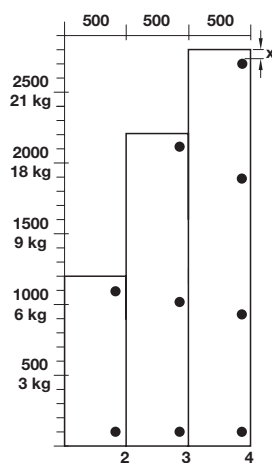


Half overlay mounting	Cat. No.
For screw fixing	344.75.051

Hinge for folding doors

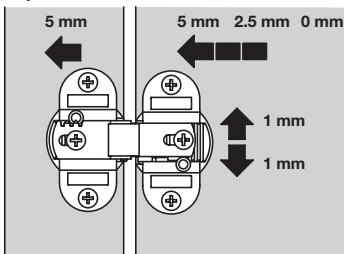


Number of hinges per door



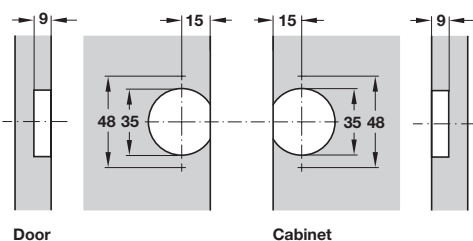
- > Opening angle 180°
- > Suitable for free swinging or guided folding doors
- > For minimum door thickness 13 mm
- > Screw fixing
- > Adjustable gap 0-10 mm (factory setting with 3 mm gap, pivot point 1.5 mm off centre)
- > Adjustable offset of the turning point
- > With height adjustment ± 1 mm
- > Self closing (uniform spring strength independent of gap width and pivot point position)
- > Hardened steel axle in maintenance free plastic bearings
- > Nickel-plated zinc alloy
- > Order fixing screws separately
- > Order qty: 1 pc

Adjustment



X = max 100 mm
 Max. width of door leaf = 300 mm
 Door leaves should not be wider than high

Drilling diagram



Cup	Cat. No.
Screw fixing	343.91.600